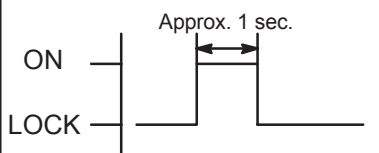


Turn the ignition switch from ON to LOCK at approx. 1 sec. interval 1 to 5 times to select the mode.

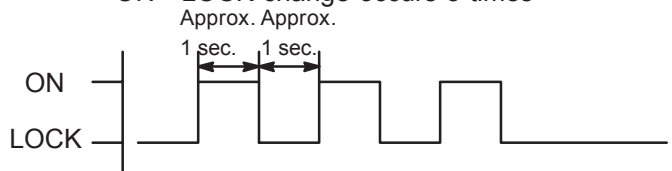
Add mode

ON - LOCK change occurs 1 time



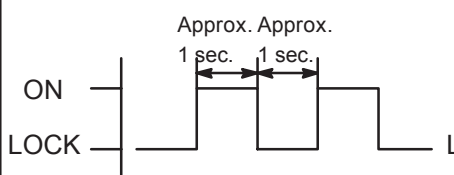
Confirmation mode

ON - LOCK change occurs 3 times



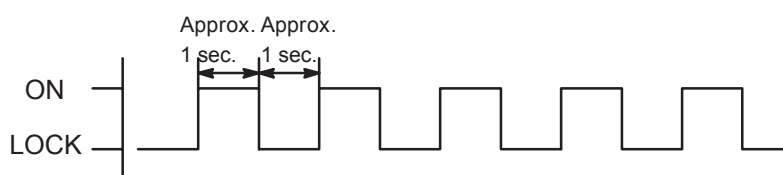
Rewrite mode

ON - LOCK change occurs 2 times



Prohibition mode

ON - LOCK change occurs 5 times



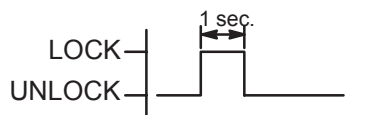
Pull out the key plate from the ignition key cylinder.

When add mode or rewrite mode is selected.

MPX body ECU automatically performs the LOCK-UNLOCK operation once or twice at 1 sec. interval to inform the operator that either the add mode or rewrite mode has been selected.

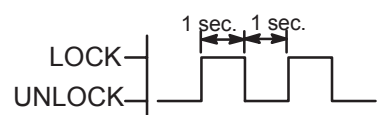
LOCK-UNLOCK occurs once

Indicates that add mode has been selected.



LOCK-UNLOCK occurs twice

Indicates that rewrite mode has been selected.



Within 3 secs.

When prohibition mode is selected.

When confirmation mode is selected.

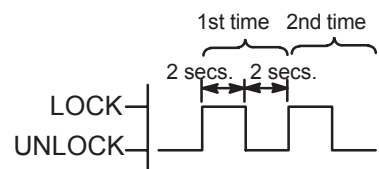
MPX body ECU automatically performs the LOCK-UNLOCK operation 1 to 4 times at 2 sec. interval to inform the operator of the number of the registered codes.

HINT:

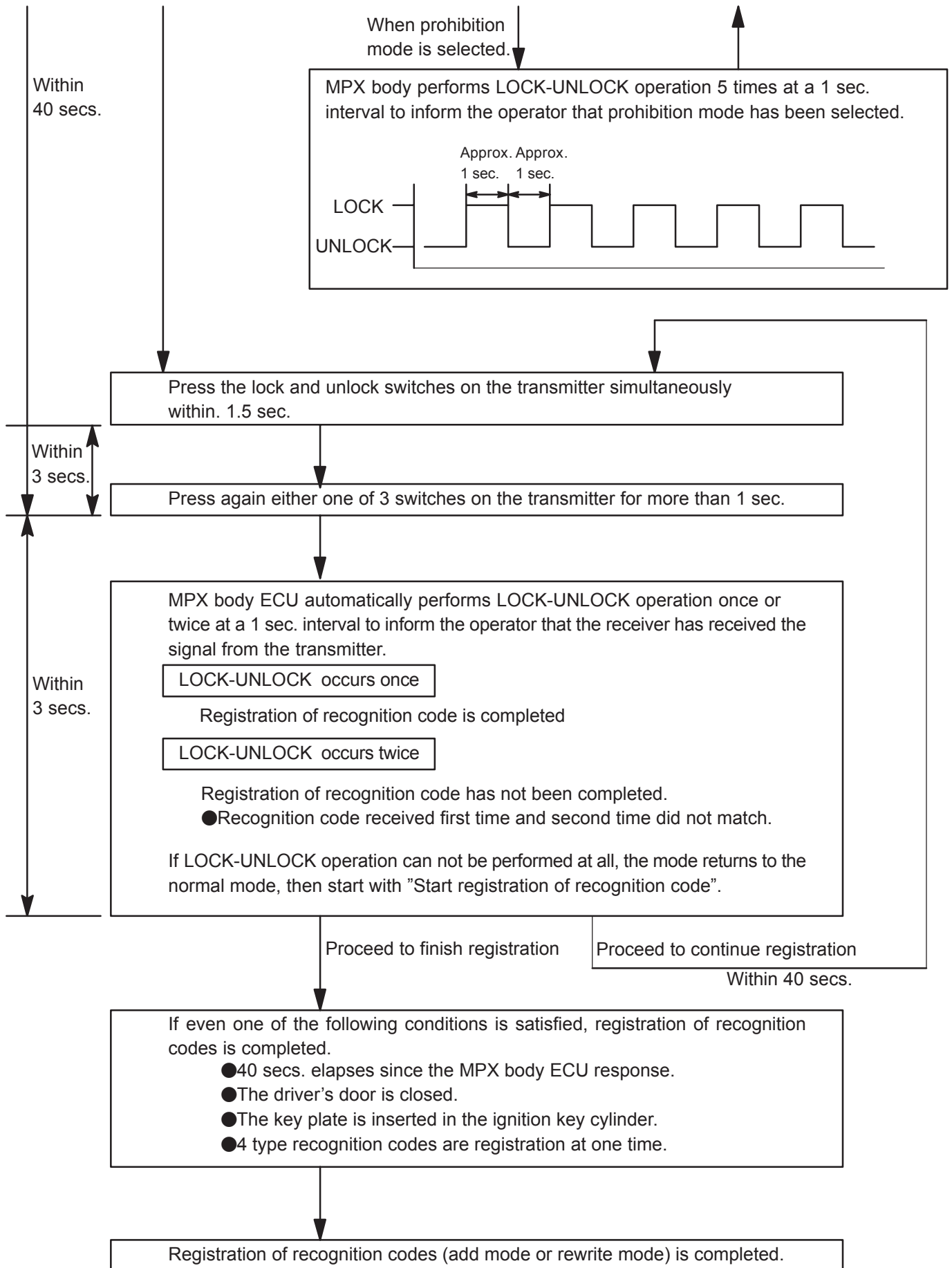
When the number of the registered code is 0, the operation is automatically performed 5 times.

Example:

When the operation is performed twice, it directs that 2 types of recognition code have been registered.



Registration of recognition code (Confirmation mode and prohibition mode) is completed.



SLIDING ROOF SYSTEM

TROUBLESHOOTING

BE009-08

1	Sliding Roof does not stop at correct position.
---	---

